


DATA SHEET



Dew point controller TPS

Description



Other data

Dimensions L x B x H (mm)	Approx. 90 x 18 x 30 mm (without mounting and cable)
Connection lead	Flat cable, black, PVC-coated, solidly connected with moulded sleeve for bend protection
Connection plug	Western-Plug 6P4 (RJ11) or PHOENIX CONTACT FK-MCP 1,5/4-ST-3,5
Electronics enclosure	IP 20
EMV-Noise emission	DIN EN 50 081 - 2
EMV-Noise immunity	DIN EN 50 082 - 2
Materials	Electronics casing polyamide, Sensor guide aluminium
Scope of supply	Switch electronics with attached sensor and mains lead / plug
Guarantee	24 months

Technical data

Sensor details	
Switch point	94 % RH on surface, ± 4 % factory adjusted
Operating range	0 % RH to 100 % RH
Switching hysteresis	4 % approx.
Operat. temperature	0...60 °C
Dew formation	Allowed
Condensation	Allowed for short time
Measuring medium	Atmospheric air without additives
Response time	Approx 120 sec. for a rise of 75 % RH on dew formation
Dust guard filter	Polyethylene sinter material
Power supply	
Operating voltage	Floating auxiliary voltage, 24 V AC ± 20 %, 50 Hz or 20-28 V DC
Operating current	Typ. 5 mA, max. 7 mA
Function control	Red LED indication during operation
Output step	
Switch characteristics	Potential free static current contact. Closed during normal operation (condensate free) Opens in absence of power supply or on dew formation.
Actuator	Semiconductor relay
Contact voltage	Max. 39 Vss
Contact current	Max. 25 mA AC/DC
Contact resistance	Closed: $< 30 \Omega$ Open : $> 1 M\Omega$
Switching indication	Red LED during closed contact position (dry)

Characteristic features

- Condensation monitor for cool ceilings, windows, switch gears
- Switch point 94 % RH on surface
- Operating temperature from 0 to 60 °C
- Potential free static switch contacts
- Operating voltage 20-28 V DC/AC~
- Defined behaviour during dew formation or condensation
- Damp proof sensor with dust filter
- Calibrated, reliable device
- Over voltage protection
- Spill waterproof electronics
- Minimum assembly expenses easy mounting
- Minimum wiring expenses (plug)
- Maintenance free, no wearing parts
- High system reliability
- 24 Months guarantee
- German manufacture as per QS ISO 9000

DATA SHEET



Dew point controller TPS

Areas of application

- For cool ceilings to avoid condensation on tubes or cool panels.
- In the glass panels of indoor swimming halls or display windows for keeping it frost free and ice free with optimum energy input.
- In water treatment plants or industrial installations for detecting „sweating“ of cold pipeline network.
- To prevent condensate formation in the outside walls or steel doors of halls and stockrooms and to protect the brick work.
- After any repair of cement flooring or flat roofs, it is used to detect any type of building leakage.
- For detecting condensate formation in the sensitive electronic components of swithgear panels or machines.
- For moisture and leakage monitors: The potential free static switch contact is compatible with all common commercial alarm equipment and signalling systems.

Functional description

The condensation monitor is an electronic Hygrostat which is meant to sense dew formation or beginning of water condensation on cooled objects. As soon as the measured value of surface humidity exceeds a certain limit (approx. 94 % RH), it opens the relay contact and trips the static switch contact (safety function). For example, this signal can be used for switching on a heater.

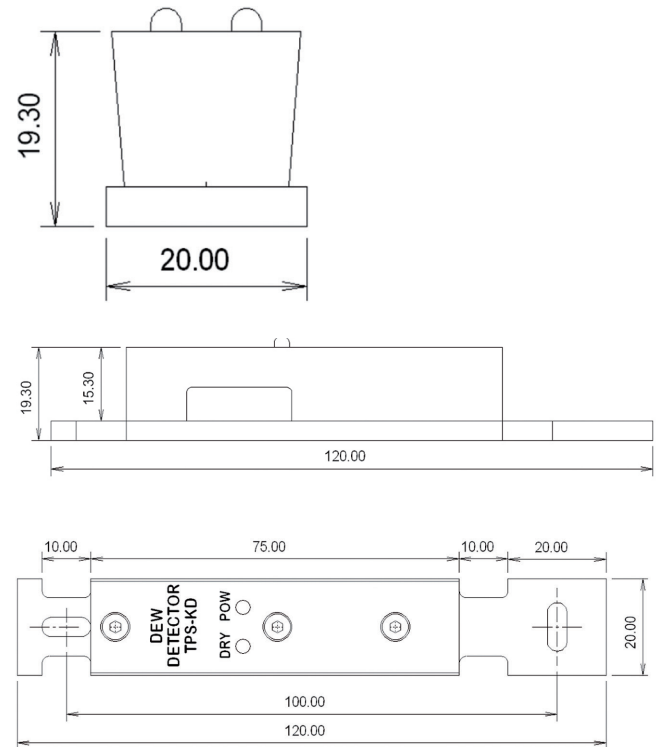
With the new measurement philosophy and application of a special sensor with logarithmic characteristics, it is now possible to regulate very close to the dew start point. With the help of this technology, now the maximum cooling performance of the ceilings can be achieved, without the risk of condensate formation.

During product development, reliable mode of operation was the most important criterion. The circuit is protected against overvoltage, reverse polarity and faulty connections. In addition to the humidity sensing element, which reacts to the critical air humidity values below the condensation limit, there is a safety circuit which detects the dew occurrence and independently trips the static power circuit. With the optimised AC-circuit technology, the sensor experiences even a short time contact with water without getting destroyed due to electrolysis effect. A sinter filter over the sensor element protects it from accumulated dust and ensures many years of operation without cleaning or maintenance.

The model with attached tubular sensor can be directly mounted on the inlet of the cooling panels with minimum fitment expenses.

Dimensional drawing

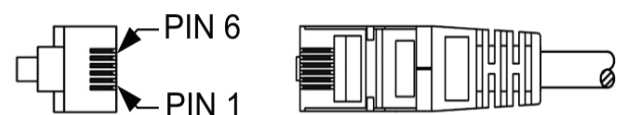
With flat feeler



Order information

Article-No.	Product
TPS-FL-K2	Dew point controller with K2 Flat cabel, 2 m, 4 core
TPS-FL-K5	Dew point controller with K5 Flat cabel 5 m, 4 core
TPS-FL-BU	Dew point controller with BU Phoenix plug, 4 core

Pin assignment RJ12-plug



Pin	Function
1	Unused/ disabled pin
2+3	Potential free switch contact
4+5	Operating voltage 24 V
6	Unused/ disabled pin

The representation refers to the plug with the view of the contacts as shown. The colors of cable depend on the batch and therefore are not fixed. Plug used: Westerplug 6-pole, 4-pole used (6P4)

DATA SHEET



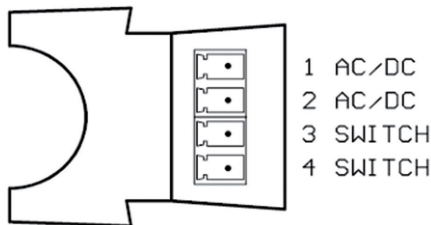
Dew point controller TPS

Pin assignment Phoenix plug

Pin	Function
1	Operating voltage 24 V
2	Operating voltage 24 V
3	Potential free switch contact
4	Potential free switch contact

The representation refers to the dew point controller with the view of the plug contacts.

Plug: PHOENIX CONTACT FK-MCP 1,5/4-ST-3,5,
Order No. 19 39 93 4



compounds should be used and only a thin coat should be applied!

It is recommended to check the functioning of condensation monitor after assembly at site in order to bring out any possible assembly errors and prevent subsequent damages.

To check this, the cool ceilings must be undercooled below the dew point level for a short period. During water condensate formation, the dew formation monitor must respond and the static power circuit should get tripped.

For further information, please visit our website:
www.bb-sensors.com

Electrical connection

The electrical connection should be carried out by only expert personnel who are familiar with relevant safety regulations. Only a floating voltage source (DC or AC) is needed as a supply. When many dew point controllers are to be connected to the same voltage supply, all the devices should be wired in the same manner to prevent earth interconnection.

Assembly

For application as condensation monitor, the sensor must be installed at the coldest location. A representation of the room atmosphere must be available. Air flows or heat sources can disturb the functioning.

While assembling, it should be ensured that the sensor part is in direct thermal contact with the tube or the object. Perfect functioning is guaranteed only if there is no air-gap between the tube and aluminium profile of the sensor. Therefore, a sensor is suitable only for a specific cross section of the tube.

Improvised assembly leads to inevitable malfunctioning. The mechanical fitment is carried out through a cable strap provided with the device or by mounting with screws. To improve thermal conduction, some thermal compound should be applied in the sensor area between the aluminium profile and the tube. Only silicon free thermal